














**RICH NATURAL**









**RICH COOL NATURAL**






**BLUE BLACK**






**DUSTY BROWN**







**BEIGE**





**GOLD**









**SAND**






**BROWN & CHOCOLATE**









**MAHOGANY ASH**





**COOL COPPER**





**COPPER**









**RED**







**ULTRA DEEP VIOLET**







**PURPLE RED**




**INTENSIFIERS**






**LIFTING REINFORCER**



**HIGH LIFT**



**PURE TONERS – Supreme care & shine toning gel**



**MIXING RATIO AND VOLUMES**

**COLOR**



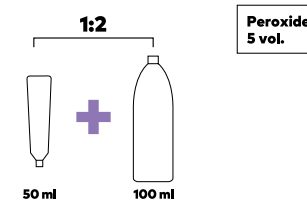
Peroxide 10 vol. 30 vol. 20 vol. 40 vol.

**COLOR HIGH LIFT**



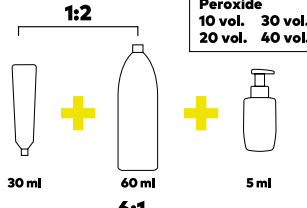
Peroxide 40 vol.

**PURE TONERS**



Peroxide 5 vol.

**COLOR + BOND HERO**



Peroxide 10 vol. 30 vol. 20 vol. 40 vol.

**COLOR + PURE PURPLE**



Peroxide 10 vol. 30 vol. 20 vol. 40 vol.

**COLOR + TONE ON TONE CREATOR**



Peroxide 5 vol.

OBJECTIVE	PEROXIDE	PROCESSING TIMES
Toning with Pure Toners	5 Vol. - 1.5%	10'
Demi-permanent coloring/grey coverage/toning with Tone on Tone Creator	5 Vol. - 1.5%	10-20'
Grey coverage and coloring same depth of darker	10 Vol. - 3%	25-35'
Grey coverage and 1 level of lightening	20 Vol. - 6%	35-40'
Grey coverage and 2 levels of lightening	30 Vol. - 9%	40-45'
Grey coverage and 3 levels of lightening	40 Vol. - 12%	45-50'
4 levels of lightening with High Lift	40 Vol. - 12%	50-55'
4-5 levels of lightening with High Lift + OSS	40 Vol. - 12%	50-55'

\*For hair on levels 8 to 10 add 5 ml of Yellow Professional Pure Purple for every 50 ml of Yellow Professional Color mixed with the correct amount of activator, including Yellow Professional Color High Lift. For levels 5 to 7 we recommend 50 ml of Yellow Professional Color and 10 ml of Yellow Professional Pure Purple.  
\*\*Mixing ratio 10:5 for toning partial lightening techniques to avoid lifting the natural base.

**YELLOW PROFESSIONAL NUMBERING SYSTEM**

**COLOR LEVEL**

- 1 Black
- 2 Darkest brown
- 3 Dark brown
- 4 Medium brown
- 5 Light brown
- 6 Dark blonde
- 7 Medium blonde
- 8 Light blonde
- 9 Very light blonde
- 10 Lightest blonde

**TONE VALUES**

- .1 Ash (blue base)
- .2 Irisé (violet base)
- .3 Gold (yellow base)
- .4 Copper (orange base)
- .5 Mahogany (red violet base)
- .6 Red (red base)
- .7 Matte (green base)

**HOW TO READ A SHADE NUMBER**

**1.** the first number of each shade indicates the level of depth of the shade (1-10).

**2.** the first number after the dot indicates the primary tonal value.

**3.** the second number after the dot indicates the secondary tonal value.

**EXAMPLE 5.26**

- Color depth: **5 Light brown**
- Primary tonal value: **.2 irisé**
- Secondary tonal value: **.6 red**

**7.66** when the second and third numbers are the same, it means that the shade has an intense tone.

**4.22S** the S following the double number after the dot indicates that the nuance has a super-intense tone.

**10.01** the 0 preceding the secondary tone indicates that the tone is desaturated and not predominant.

**COVERING GREY/WHITE HAIR**

In order to achieve maximum coverage of grey/white hair with shiny results that correspond to the desired tone and intensity, you must select the most suitable Yellow Professional Peroxide volume based on the desired degree of lightening, follow the indicated leave-in time and, above all, create the correct mixture based on the following ranges:

**RICH NATURAL** Use on their own for extremely natural and rich color, or mix with a choice of Fantasy shades for maximum coverage.

**INTENSE NATURAL** Perfect for an “extra strong” color with a uniform, compact result.

**RICH COOL NATURAL** An excellent balance of colors, all with blue base, giving shades an icy power, for ultra-natural and super-cool results, with a deep soul.

**FANTASY SERIES** For vibrant and luminous tones. For optimal coverage, mix in a 1:1 ratio with shades of Rich Natural.

**SPECIAL SHADES**

**000 LIFTING REINFORCER**  
A cream without pigments that intensifies the lifting power of the Yellow Professional Color shades (except for the High Lift), adding up to one extra level of lift. To optimize its potential, mix the 000 Lifting Reinforcer in equal parts (1:1) with the chosen shade of Yellow Professional Color. The mix ratio with the oxidant remains 1:1.5

**6000 - RED INTENSIFIER**  
A special shade of pure red, which enables you to intensify the red, mahogany and copper shades. For a very intense result, mix with the chosen shade of Yellow Professional Color in equal quantities (1:1).

**410 - ASH INTENSIFIER**  
A special shade of blue-grey, which allows you to accentuate the ash and pearl shades, or to correct undesired copper tones. Based on the desired result, use according to the table below:

LEVEL OF COLOUR	1	2	3	4	5	6	7	8	9
Grams of 410 to add for every 50 g of Yellow Professional Color	9 g	8 g	7 g	6 g	5 g	4 g	3 g	2 g	1 g

**1000 - BLUE**

Pure tone, to intensify cool tones and create new mixes with other shades.

**HIGH LIFT**

Yellow Professional Color High Lift enables you to achieve up to 4 levels of lift if applied to a natural base no darker than light brown (level 5). The mix ratio is 1:2 with 40 vol./12% Yellow Professional Peroxide and processing time is 50-55 minutes.

**OSS SUPER HIGH LIFTING REINFORCER**

Yellow Professional Color High Lift, when mixed with the OSS Super High Lifting Reinforcer, achieves up to 5 levels of lift on natural hair, starting with a natural base no darker than light brown (level 5). The mix ratio is 1:2 with 40 vol./12% Yellow Professional Peroxide and the processing time is 50-55 minutes. To optimize its potential, mix the OSS Super High Lifting Reinforcer in equal parts (1:1) with the chosen shade of Yellow Professional Color High Lift.

**8.44+**

When used as an Intensifier\* or Shades Creator\*\*, we recommend a minimum mixing ratio of 1:5. E.g.: 10 g 8.44+ with 50 g of the chosen shade.  
\*Intensifier = enriches the tones of the Copper (4) and Gold (.3) series. \*\*Shades Creator = creates new colors when mixed with the other shades of the creative series.

**YELLOW PROFESSIONAL BOOSTER**



**PROTECTIVE OIL**  
scalp & fiber protector



**TONE ON TONE CREATOR**  
from permanent to tone on tone color



**BOND HERO**  
restructuring and protective booster



**PURE PURPLE**  
concentrated violet ash booster